

Cite this: *Chem. Sci.*, 2021, 12, 1528

All publication charges for this article have been paid for by the Royal Society of Chemistry

Received 17th November 2020
Accepted 26th November 2020

DOI: 10.1039/d0sc06317g

rsc.li/chemical-science

A pyrone remodeling strategy to access diverse heterocycles: application to the synthesis of fascaplysin natural products†

Vignesh Palani,¹ Melecio A. Perea,¹ Kristen E. Gardner¹ and Richmond Sarpong¹*

The synthesis of diverse *N*-fused heterocycles, including the pyrido[1,2-*a*]indole scaffold, using an efficient pyrone remodeling strategy is described. The pyrido[1,2-*a*]indole core was demonstrated to be a versatile scaffold that can be site-selectively functionalized. The utility of this novel annulation strategy was showcased in a concise formal synthesis of three fascaplysin congeners.

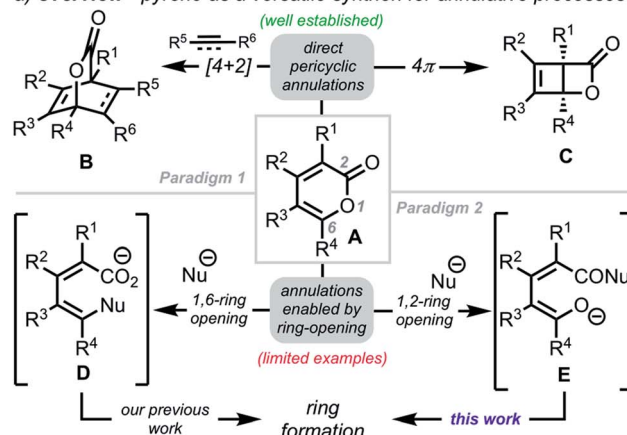
Introduction

The use of annulation reactions to construct complex structures remains a powerful strategy in chemical synthesis.¹ For almost a century, 2-pyrones (**A**, Scheme 1a) have served as valuable heterocycles for annulations due to their versatile reactivity, which can be broadly categorized into two main paradigms: (1) pericyclic annulative processes and (2) regioselective opening *via* nucleophilic addition to unveil reactive intermediates poised for subsequent annulation. With respect to the first paradigm, pericyclic reactions, such as [4+2]-cycloadditions² and 4 π electrocyclizations,³ have been well documented to provide rapid access to bicycles such as **B** and **C**, which have been exploited in myriad ways.^{4,5} In contrast, there have been limited examples within the second paradigm. While nucleophilic 1,6-ring opening of 2-pyrones has proven to be a particularly effective strategy for orchestrating novel cyclization events *via* reactive intermediate **D**⁶ (our previous work^{6a,b}), leveraging the dienolate functionality (**E**) accessible through 1,2-ring opening in annulation reactions remains underexplored.⁷

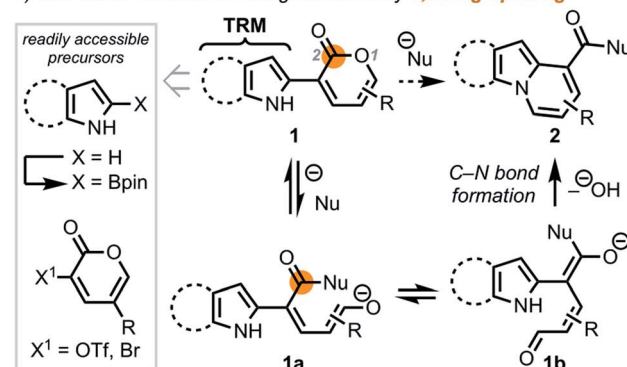
We envisioned a strategy to *N*-fused bicycles in which a tethered reactive moiety (TRM) on 2-pyrone would engage an *in situ* generated dienolate (such as **1b**) in an annulation reaction (Scheme 1b). The precursor *N*-heterocycle-pyrone adducts (e.g., **1**) were anticipated to arise modularly by coupling *N*-heterocycle boronate esters and pyrones (e.g., 3-OTf pyrone)⁸ *via* Suzuki coupling. The C2-borylated *N*-heterocycles were expected to arise directly from the precursor heterocycles by leveraging existing methods (e.g., C-H functionalization),⁹ thus enhancing the practicality of this approach. We

hypothesized that opening **1** with a suitable nucleophile would first unveil dienolate **1a**, which upon equilibration to **1b**, would set the stage for annulation *via* direct capture of the aldehyde

a) overview - pyrone as a versatile synthon for annulative processes



b) this work - annulation design enabled by 1,2-ring opening

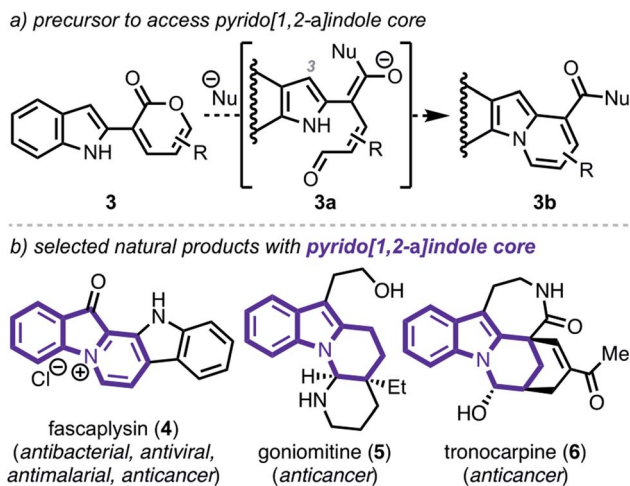


Scheme 1 Annulation strategies enabled by versatile reactivity of 2-pyrone derivatives.

Department of Chemistry, University of California, Berkeley, California 94720, USA.
E-mail: rsarpong@berkeley.edu

† Electronic supplementary information (ESI) available. CCDC 2034052–2034054. For ESI and crystallographic data in CIF or other electronic format see DOI: 10.1039/d0sc06317g



Scheme 2 Proposal to access pyrido[1,2-*a*]indole core.

group by the TRM to provide *N*-fused heterocycle 2. Notably, varying the TRM would provide a general platform for diverse heterocycle synthesis.

To demonstrate the viability of this strategy, we initially focused on converting indole–pyrone adduct **3** to the pyrido[1,2-*a*]indole scaffold (**3b**, Scheme 2a)—a key structural motif present in a number of biologically active natural products including faspaplysin (**4**, Scheme 2b),¹⁰ goniomitine (**5**),¹¹ and tronocarpine (**6**).¹² While there exists numerous methods to access this biologically relevant scaffold,^{13–17} many of these tactics rely on reaction precursors with highly specific substitution patterns and, therefore, are unfortunately not general or modular. Specifically, we recognized that while heterocyclic-dienolate adducts (such as C3-substituted intermediate **3a**) have proven to be effective precursors for benzannulation processes, strategies to install dienol/dienolate functionality at C2 of *1H*-indoles lacking C3-substitution have remained elusive due to regioselectivity challenges.^{13b,18,19} Overall, we envisioned that our approach to coupling pyrone—a masked dienolate—to the C2-position of *1H*-indole would provide a unique opportunity to address this longstanding regioselectivity challenge.

Results and discussion

We commenced our investigations with indole–pyrone **7a** (Table 1) and sodium methoxide as the nucleophile. Initially, we observed the formation of the desired pyrido[1,2-*a*]indole (**8a**) along with carbazole **9** and hemiaminal **10** as side products (entry 1). Changing the solvent from acetonitrile to 1,4-dioxane enhanced the formation of **9**, which was generally more pronounced in relatively non-polar solvents.²⁰ However, the use of polar solvents such as dimethylformamide resulted in complete decomposition of **7a** (entry 3). The formation of hemiaminal **10** corroborates the proposed reaction mechanism illustrated in Scheme 1b and led us to investigate the use of polar protic solvents, such as methanol, to favor the conversion of **10** to **8a**. We found, at this stage, that conducting the annulation in methanol furnished **8a** in 45% yield (entry 4). Further

Table 1 Reaction development and optimization

Entry	Solvent	NMR yield ^a (%) 8a : 9 : 10
1	CH ₃ CN	10 : 13 : 16
2	1,4-dioxane	0 : 15 : 21
3	DMF	decomp.
4	MeOH	45 : 0 : 0
5	THF/MeOH (1:1)	36 : 7 : 10
6	DCE/MeOH (1:1)	45 : 0 : 0
7	CH ₂ Cl ₂ /MeOH (1:1)	61 : 0 : 0
8 ^b	CH ₂ Cl ₂ /MeOH (1:1)	59 : 0 : 0
9 ^c	CH ₂ Cl ₂ /MeOH (1:1)	65 ^d : 0 : 0

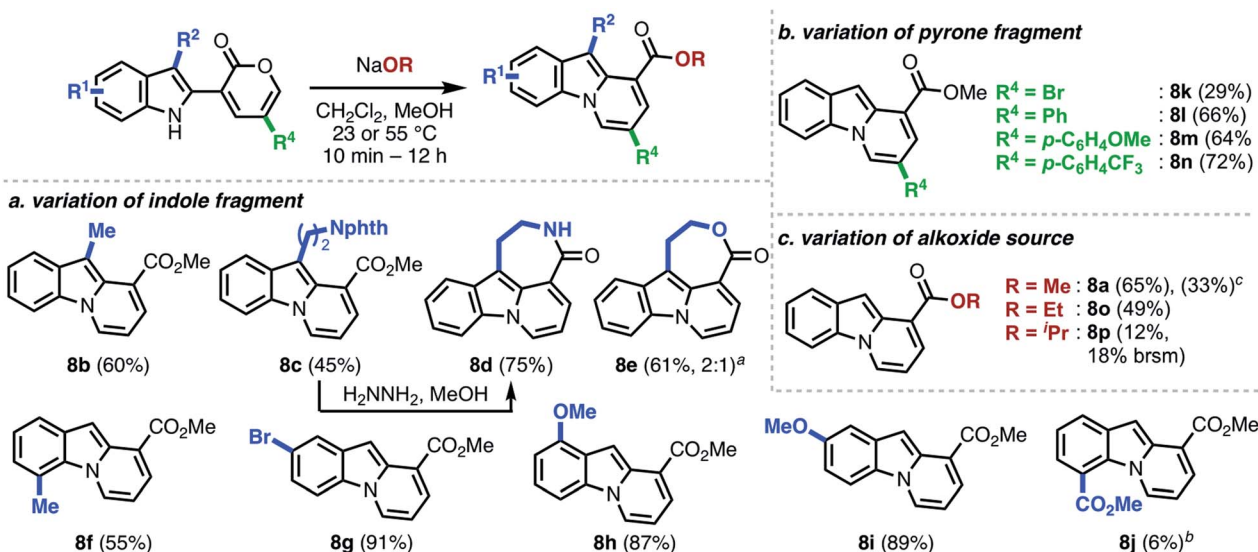
^a Determined by ¹H NMR analysis using 1,2,3-trimethoxybenzene as an internal standard. ^b Open flask set-up under non-anhydrous solvent conditions. ^c Reaction conducted on 1.3 g scale. ^d Isolated yield.

investigation using co-solvents (entries 5–7) led to the identification of a dichloromethane/methanol solvent mixture as optimal, furnishing **8a** in 61% yield (entry 7),²¹ presumably due to the increased solubility of **7a**. Gratifyingly, the yield remained unaffected when the annulation was conducted both under open-flask conditions (entry 8) and on 1.3 g scale (entry 9). The structure of **8a** was unambiguously confirmed by single-crystal X-ray analysis.

With optimized conditions in hand, we investigated the scope of this operationally simple pyrido[1,2-*a*]indole synthesis (Scheme 3). Indole–pyrone substrates with varied substitution patterns were readily synthesized through Suzuki coupling of indole boronate esters⁹ with either 3-bromo-^{8a} or 3-triflyloxy-2-pyrone.^{8b} Indole substitution at both C3 and C7 had minimal influence on the ring-opening/annulation process, and the corresponding pyrido[1,2-*a*]indoles were isolated in comparable yields (**8b–f**, Scheme 3a). Interestingly, tetracyclic scaffolds such as lactam **8d** and lactone **8e** were accessed from indole–pyrones derived from tryptamine and tryptophol, respectively. Notably, **8d** represents the core framework of tronocarpine (**6**). Next, we sought to investigate the tolerance of the overall transformation toward alterations of the electronics of the indole moiety. We observed that the presence of an electron-donating group, irrespective of the position, furnished the corresponding pyrido[1,2-*a*]indoles in high yields (**8g–8i**), whereas the product bearing an electron-withdrawing substituent (**8j**) was isolated in poor yield.²²

As shown in Scheme 3b, the established reaction conditions were also applicable to the efficient preparation of pyrido[1,2-*a*]indoles **8k–n** bearing various substituents on the pyrone moiety. Unlike the electronic influence exerted by the substituents on the indole, C5-substitution on the pyrone moiety had little to no





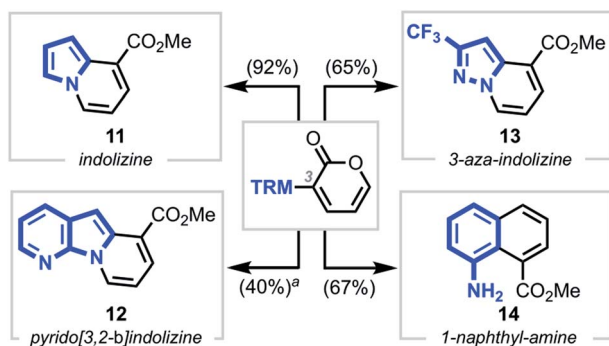
Scheme 3 Scope of modular pyrido[1,2-*a*]indole synthesis. ^aIsolated both lactone and alcohol-ester precursor in a ratio of 2 : 1. ^bIsolated **8j** along with the corresponding carbazole (29% yield). ^cOne-pot procedure: Suzuki coupling + ring-opening/annulation.

effect on the final reaction outcome with the sole exception being product **8k**, which was isolated in diminished yield. Additionally, we investigated the effect of other alkoxide nucleophiles (Scheme 3c). With increasing basicity and sterics of the alkoxide, more forcing conditions were generally required, and the yield of the final products (**8a**, **8o-p**) were also diminished.²²

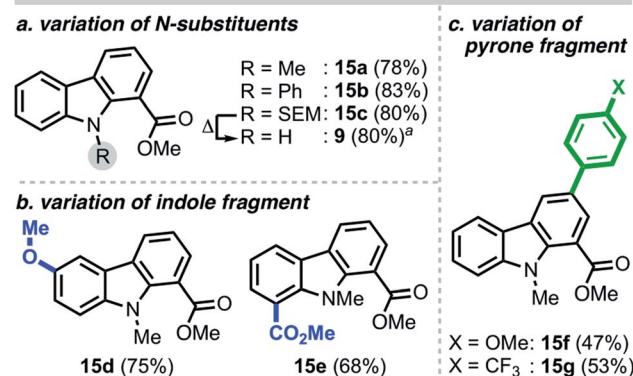
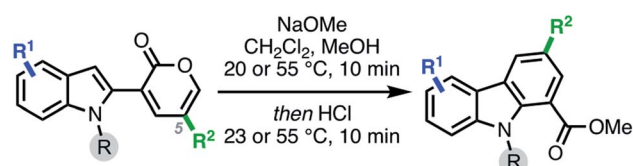
To further demonstrate the generality and versatility of our strategy, we next explored the synthesis of structurally diverse heterocyclic systems by subjecting various *N*-heterocyclic-pyrone adducts to the established reaction conditions (Scheme 4).²³ Gratifyingly, upon coupling various TRMs, such as pyrrole, 7-aza-indole, pyrazole, and aniline moieties, to the C3 position of 2-pyrone, heterocycles such as indolizine **11**, pyrido[3,2-*b*]indolizine **12**, 3-aza-indolizine **13**, and 1-naphthylamine **14** were isolated in moderate to high yields.

Each of the pyrone-heterocycle substrates described to this point contain a free N-H group, thus enabling cyclization directly from nitrogen to form a new N-C bond, with the sole

exception being 1-naphthylamine **14**.²⁴ On the basis of the latter result and our initial hypothesis (Scheme 1b), we envisioned that employing *N*-protected substrates would direct the cyclization to the reactive carbon center, thus facilitating C-C bond formation²⁵ and carbazole synthesis (Scheme 5). Interestingly, we found the annulation to be tolerant of various indole *N*-substituents, providing carbazoles **15a-c** and **9** in high yields. Notably, unlike the pyrido[1,2-*a*]indole scope, the nature of the substituents—both on the indole and pyrone moieties—had little influence on the final reaction outcome, delivering the corresponding carbazoles (**15d-g**) in good yields.²⁶

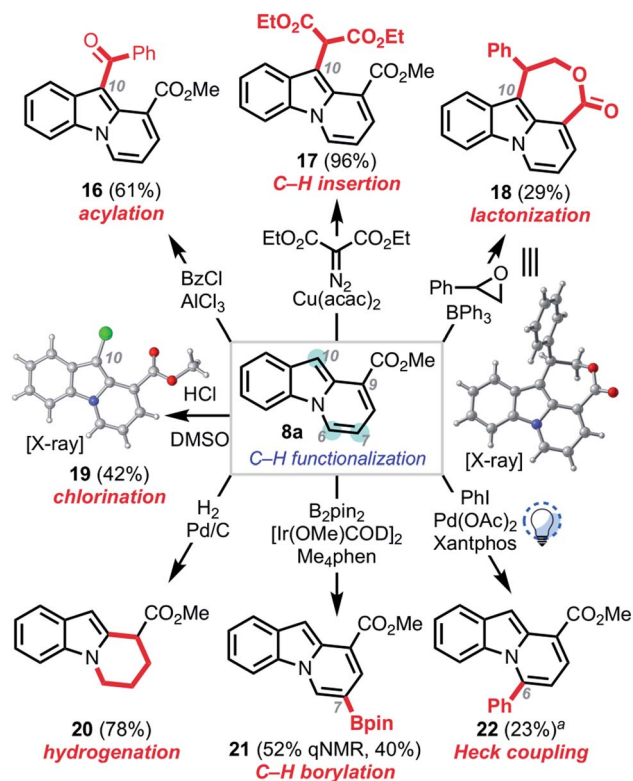


Scheme 4 Access to other novel heterocyclic cores. Conditions: NaOMe, CH₂Cl₂/MeOH, 23 or 55 °C, 10 min. ^aYield over two steps starting from SEM-protected 7-azaindole-pyrone substrate.



Scheme 5 Scope of modular carbazole synthesis. ^aSEM cleavage can also proceed in the same pot upon prolonged heating to furnish the free N-H carbazole **9**.



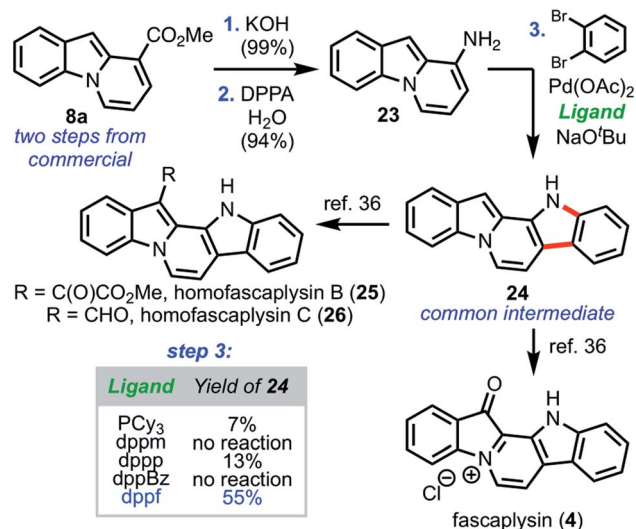


Scheme 6 Derivatizations of pyrido[1,2-*a*]indoles. ^aSignificant portion of **8a** (75%) remained unreacted.

We next sought to explore the subsequent reactivity of the C7-ester functionalized pyrido[1,2-*a*]indole products (Scheme 6). Friedel–Crafts acylation,²⁷ copper-catalyzed carbenoid C–H insertion,²⁸ Lewis acid-mediated epoxide opening/attendant lactonization,²⁹ and chlorination³⁰ all proceeded to provide the corresponding C10-functionalized pyrido[1,2-*a*]indoles **16**–**19**. The structure of **18** and **19** were unambiguously confirmed by single-crystal X-ray analysis. Hydrogenation proceeded smoothly to furnish tetrahydro pyrido[1,2-*a*]indole **20**. Treating **8a** under Hartwig borylation conditions^{9,20} yielded boronate ester **21**, resulting from borylation at the C7 position. Photo-mediated Heck coupling^{20,31} of **8a** with iodobenzene gave biaryl compound **22**, thus providing a platform to functionalize the C6 position as well, albeit at low conversion.³²

With the generality of this strategy successfully established, we next turned our attention toward applying our pyrone remodeling strategy to access the faspaplysin family of natural products. As illustrated in Scheme 7, we began by hydrolyzing ester **8a** to afford the intermediate carboxylic acid, which smoothly underwent Curtius rearrangement³³ to furnish amine **23** in high yield.

Taking inspiration from methodology developed by Ackermann and co-workers,³⁴ a palladium-catalyzed amination/C–H arylation domino coupling³⁵ was employed to couple **23** and 1,2-dibromobenzene to furnish the pentacyclic core of the faspaplysin natural products (**24**), which possessed analytical data (¹H and ¹³C NMR, HRMS, melting point, IR) in full agreement with those previously reported. The synthesis of **24** constitutes



Scheme 7 Formal synthesis of faspaplysin congeners.

formal syntheses of faspaplysin (**1**) and homofaspaplysin B and C (**25** and **26**), which can all be accessed independently in a single step from **24**.³⁶

Conclusions

In summary, we have developed a general, novel pyrone remodeling strategy, which capitalizes on the 1,2-ring opening of 2-pyrone, to construct diverse heterocyclic scaffolds. This transformation, which was initially validated through pyrido[1,2-*a*]indole synthesis, features a diverse substrate scope, with varied substitution patterns on both the indole and pyrone moieties. The scope was additionally extended to access carbazole cores and other *N*-fused heterocycles, thus, showcasing the generality of this strategy. The unusual reactivity of the pyrido[1,2-*a*]indole core was explored in several synthetic transformations, which enabled selective functionalization of three distinct carbon positions. Finally, the utility of this strategy was further demonstrated in a concise formal synthesis of three faspaplysin congeners. Studies to further expand the non-intuitive potential of 2-pyrone and its derivatives in the total synthesis of complex natural products are the focus of our current efforts.

Conflicts of interest

There are no conflicts to declare.

Acknowledgements

V. P. acknowledges TRDRP for a predoctoral fellowship. M. A. P. and K. E. G. thank the NSF for graduate research fellowships (DGE 1752814). Financial support for this research was provided to R. S. by the National Science Foundation (CHE-18566228). We thank Dr Hasan Celik and UC Berkeley's NMR facility in the College of Chemistry (CoC-NMR) for spectroscopic assistance. Instruments in CoC-NMR are supported in part by



NIH S10OD024998. We are also grateful to Dr Nicholas Settineri (UC Berkeley) for single-crystal X-ray diffraction studies, and Dr Miao Zhang (UC Berkeley) for support with the acquisition of HRMS and IR data.

Notes and references

- (a) L. Wu, B. Yu and E.-Q. Li, Recent advances in organocatalyst-mediated benzannulation reactions, *Adv. Synth. Catal.*, 2020, **362**, 4010; (b) J. Li, Y. Ye and Y. Zhang, Cycloaddition/annulation strategies for the construction of multisubstituted pyrrolidines and their applications in natural product synthesis, *Org. Chem. Front.*, 2018, **5**, 864.
- For selected examples of [4+2]-cycloadditions with 2-pyrones, see: (a) C. J. F. Cole, L. Fuentes and S. A. Snyder, Asymmetric pyrone Diels–Alder reactions enabled by dienamine catalysis, *Chem. Sci.*, 2020, **11**, 2175; (b) X.-W. Liang, Y. Zhao, X.-G. Si, M.-M. Xu, J.-H. Tan, Z.-M. Zhang, C.-G. Zheng, C. Zheng and Q. Cai, Enantioselective synthesis of arene *cis*-dihydrodiols from 2-pyrones, *Angew. Chem., Int. Ed.*, 2019, **58**, 14562; (c) Y. Wang, H. Li, Y.-Q. Wang, Y. Liu, B. M. Foxman and L. Deng, Asymmetric Diels–Alder reactions of 2-pyrones with a bifunctional organic catalyst, *J. Am. Chem. Soc.*, 2007, **129**, 6364.
- For selected examples of 4 π electrocycloaddition of 2-pyrones, see: (a) O. L. Chapman, C. L. McIntosh and J. Pacansky, Photochemical transformations. XLVIII. Cyclobutadiene, *J. Am. Chem. Soc.*, 1973, **95**, 614; (b) R. G. S. Pong and J. S. Shirk, Photochemistry of alpha-pyrone in solid argon, *J. Am. Chem. Soc.*, 1973, **95**, 248; (c) W. H. Pirkle and L. H. McKendry, Photochemical reactions of 2-pyrone and thermal reactions of the 2-pyrone photoproducts, *J. Am. Chem. Soc.*, 1969, **91**, 1179; (d) E. J. Corey and J. Streith, Internal photoaddition reactions of 2-pyrone and *N*-methyl-2-pyridone: a new synthetic approach to cyclobutadiene, *J. Am. Chem. Soc.*, 1964, **86**, 950.
- Q. Cai, The [4+2]-cycloaddition of 2-pyrone in total synthesis, *Chin. J. Chem.*, 2019, **37**, 946.
- S. C. Coote, 4- π -photocyclization: scope and synthetic applications, *Eur. J. Org. Chem.*, 2020, 1405.
- For selected examples of annulation strategies involving 1,6-ring opening of 2-pyrones, see: (a) V. Palani, C. L. Hugelshofer and R. Sarpong, A unified strategy for the enantiospecific total synthesis of delavatine A and formal synthesis of incarvatonone A, *J. Am. Chem. Soc.*, 2019, **141**, 14421; (b) V. Palani, C. L. Hugelshofer, I. Kevlishvili, P. Liu and R. Sarpong, A short synthesis of delavatine A unveils new insights into site-selective cross-coupling of 3,5-dibromo-2-pyrone, *J. Am. Chem. Soc.*, 2019, **141**, 2652; (c) W. Disadee, A. Lekky and S. Ruchirawat, Metal-free, one-pot cascade annulation of 2-pyrones in water for the synthesis of peptidomimetics, *J. Org. Chem.*, 2020, **85**, 1802; (d) H. K. Maurya, P. G. Vasudev and A. Gupta, A regioselective synthesis of 2,6-diarylpyridines, *RSC Adv.*, 2013, **3**, 12955; (e) B. I. Usachev, S. A. Usachev, G.-V. Rösenthaller and V. Y. Sosnovskikh, A simple and convenient synthesis of 3-[5-(trifluoromethyl)-1,2,3-triazol-4-yl]cinnamic acids from 4-aryl-6-(trifluoromethyl)-2H-pyran-2-ones and sodium azide, *Tetrahedron Lett.*, 2011, **52**, 6723; (f) A. Goel, D. Verma, M. Dixit, R. Raghunandan and P. R. Maulik, Acetyltrimethylsilane: a novel reagent for the transformation of 2H-pyran-2-ones to unsymmetrical biaryls, *J. Org. Chem.*, 2006, **71**, 804.
- For known annulation strategies involving 1,2-ring opening of 2-pyrones, see: (a) S. A. Usachev, B. I. Usachev and V. Y. Sosnovskikh, Synthesis of 6-hydroxy-5,6-dihydro-2-pyrones and pyridones by reaction of 4-aryl-6-trifluoromethyl-2-pyrones with water, hydrazine, and hydroxylamine, *Chem. Heterocycl. Compd.*, 2017, **53**, 1294; (b) C. A. Hansen and J. W. Frost, Deoxygenation of polyhydroxybenzenes: an alternate strategy for the benzene-free synthesis of aromatic chemicals, *J. Am. Chem. Soc.*, 2002, **124**, 5926; (c) C. Tanyeli and O. Tarhan, Annulation reactions of 4-methoxy-2-pyrone with various active methyl compounds, *Synth. Commun.*, 1989, **19**, 2749.
- For synthesis of 3,5-dibromo-2-pyrone and 3-triflyloxy-2-pyrone for cross-coupling, see: (a) H.-K. Cho and C.-G. Cho, Preparation of 3,5-dibromo-2-pyrone from coumalic acid, *Org. Synth.*, 2015, **92**, 148; (b) F. Frébault, M. T. Oliveira, E. Wöstefeld and N. Maulide, A concise access to 3-substituted 2-pyrones, *J. Org. Chem.*, 2010, **75**, 7962.
- The C–H borylation chemistry developed by Hartwig and co-workers can be employed to synthesize the *N*-heterocycle boronate ester precursors. For selected literature examples, see: (a) M. A. Larsen and J. F. Hartwig, Iridium-catalyzed C–H borylation of heteroarenes: scope, regioselectivity, application to late-stage functionalization, and mechanism, *J. Am. Chem. Soc.*, 2014, **136**, 4287; (b) T. Ishiyama, Y. Nobuta, J. F. Hartwig and N. Miyaura, Room temperature borylation of arenes and heteroarenes using stoichiometric amounts of pinacolborane catalyzed by iridium complexes in an inert solvent, *Chem. Commun.*, 2003, 2924.
- (a) S. B. Bharate, S. Manda, N. Mupparapu, N. Battini and R. A. Vishwakarma, Chemistry and biology of faspaplysin, a potent marine-derived CDK-4 inhibitor, *Mini-Rev. Med. Chem.*, 2012, **12**, 650; (b) N. L. Segraves, S. J. Robinson, D. Garcia, S. A. Said, X. Fu, F. J. Schmitz, H. Pietraszkiewicz, F. A. Valeriote and P. Crews, Comparison of faspaplysin and related alkaloids: a study of structures, cytotoxicities, and sources, *J. Nat. Prod.*, 2004, **67**, 783; (c) N. L. Segraves, S. Lopez, T. A. Johnson, S. A. Said, X. Fu, F. J. Schmitz, H. Pietraszkiewicz, F. A. Valeriote and P. Crews, Structures and cytotoxicities of faspaplysin and related alkaloids from two marine phyla—*Faspaplysinopsis* sponges and *Didemnum* tunicates, *Tetrahedron Lett.*, 2003, **44**, 3471.
- (a) H.-Y. Bin, K. Wang, D. Yang, X.-H. Yang, J.-H. Xie and Q.-L. Zhou, Scalable enantioselective total synthesis of (–)-goniomitine, *Angew. Chem., Int. Ed.*, 2019, **58**, 1174; (b) S. Zhou and Y. Jia, Total synthesis of (–)-goniomitine, *Org. Lett.*, 2014, **16**, 3416; (c) F. De Simone, J. Gertsch and J. Waser, Catalytic selective cyclizations of aminocyclopropanes: formal synthesis of



- aspidospermidine and total synthesis of goniomitine, *Angew. Chem., Int. Ed.*, 2010, **49**, 5767; (d) L. Randriambola, J.-C. Quirion, C. Kan-Fan and H.-P. Husson, Structure of goniomitine, a new type of indole alkaloid, *Tetrahedron Lett.*, 1987, **28**, 2123.
- 12 (a) D.-X. Tan, J. Zhou, C.-Y. Liu and F.-S. Han, Enantioselective total synthesis and absolute configuration assignment of (+)-tronocarpine enabled by an asymmetric Michael/aldol reaction, *Angew. Chem., Int. Ed.*, 2020, **59**, 3834; (b) T.-S. Kam, K.-M. Sim and T.-M. Lim, Tronocarpine, a novel pentacyclic indole incorporating a seven-membered lactam moiety, *Tetrahedron Lett.*, 2000, **41**, 2733.
- 13 For selected examples involving annulation strategy to access the pyrido[1,2-*a*]indole core, see: (a) P. Chuentragool, Z. Li, K. Randle, F. Mahchi, I. Ochir, S. Assaf and V. Gevorgyan, General synthesis of pyrido[1,2-*a*]indoles via Pd-catalyzed cyclization of *o*-picolylbromoarenes, *J. Organomet. Chem.*, 2018, **867**, 273; (b) S. G. Dawande, B. S. Lad, S. Prajapati and S. Katukojvala, Rhodium-catalyzed pyridannulation of indoles with diazoenals: a direct approach to pyrido[1,2-*a*]indoles, *Org. Biomol. Chem.*, 2016, **14**, 5569; (c) Y. Jung and I. Kim, Deformylative intramolecular hydroarylation: synthesis of benzo[*e*]pyrido[1,2-*a*]indoles, *Org. Lett.*, 2015, **17**, 4600; (d) I. Karthikeyan and G. Sekar, Iron-catalyzed C–H bond functionalization for the exclusive synthesis of pyrido[1,2-*a*]indoles or triarylmethanols, *Eur. J. Org. Chem.*, 2014, 8055; (e) L.-L. Sun, Z.-Y. Liao, R.-Y. Tang, C.-L. Deng and X.-G. Zhang, Palladium and copper cocatalyzed tandem N–H/C–H bond functionalization: synthesis of CF₃-containing indolo- and pyrrolo[2,1-*a*]isoquinolines, *J. Org. Chem.*, 2012, **77**, 2850; (f) D. C. Rogness, N. A. Markina, J. P. Waldo and R. C. Larock, Synthesis of pyrido[1,2-*a*]indole malonates and amines through aryne annulation, *J. Org. Chem.*, 2012, **77**, 2743.
- 14 For examples involving aza-Nazarov type cyclization to access the pyrido[1,2-*a*]indole core, see: (a) I. Karthikeyan, D. Arunprasath and G. Sekar, An efficient synthesis of pyrido[1,2-*a*]indoles through aza-Nazarov type cyclization, *Chem. Commun.*, 2015, **51**, 1701; (b) R. R. Naredla, C. Zheng, S. O. N. Lill and D. A. Klumpp, Charge delocalization and enhanced acidity in tricationic superelectrophiles, *J. Am. Chem. Soc.*, 2011, **133**, 13169.
- 15 For benzyne-mediated rearrangement to access the pyrido[1,2-*a*]indole core, see: I. L. Nikonov, D. S. Kopchuk, I. S. Kovalev, G. V. Zyryanov, A. F. Khasanov, P. A. Slepukhin, V. L. Rusinov and O. N. Chupakhin, Benzyne-mediated rearrangement of 3-(2-pyridyl)-1,2,4-triazines into 10-(1*H*-1,2,3-triazol-1-yl)pyrido[1,2-*a*]indoles, *Tetrahedron Lett.*, 2013, **54**, 6427.
- 16 For cycloaddition strategy to access the pyrido[1,2-*a*]indole core, see: E. M. Beccalli, G. Brogginini, C. L. Rosa, D. Passarella, T. Pilati, A. Terraneo and G. Zecchi, Access to pyrrolo- and pyrido[1,2-*a*]indole derivatives by intramolecular nitrene cycloadditions. Effect of steric factors on the regioselective product formation, *J. Org. Chem.*, 2000, **65**, 8924.
- 17 For multicomponent fragment coupling strategy to access the pyrido[1,2-*a*]indole core, see: (a) H. Zhu, J. Stöckigt, Y. Yu and H. Zou, “One-pot” multicomponent approach to indolizines and pyrido[1,2-*a*]indoles, *Org. Lett.*, 2011, **13**, 2792; (b) T. Li, Z. Wang, M. Zhang, H.-J. Zhang and T.-B. Wen, Rh/Cu-catalyzed multiple C–H, C–C, and C–N bond cleavage: facile synthesis of pyrido[2,1-*a*]indoles from 1-(pyridin-2-yl)-1*H*-indoles and γ -substituted propargyl alcohols, *Chem. Commun.*, 2015, **51**, 6777.
- 18 J.-Q. Wu, Z. Yang, S.-S. Zhang, C.-Y. Jiang, Q. Li, Z.-S. Huang and H. Wang, From indoles to carbazoles: tandem Cp*Rh(III)-catalyzed C–H activation/Brønsted acid-catalyzed cyclization reactions, *ACS Catal.*, 2015, **5**, 6453.
- 19 K. S. Rathore, M. Harode and S. Katukojvala, Regioselective π -extension of indoles with rhodium enalcarbenoids – synthesis of substituted carbazoles, *Org. Biomol. Chem.*, 2014, **12**, 8641.
- 20 See the ESI† for detailed discussions.
- 21 Alternatively, pyrido[1,2-*a*]indole core can also be accessed from the Boc protected indole–pyrone precursor albeit in poor yield. See the ESI† for detailed experimental results.
- 22 Mechanistically, having an electron-withdrawing substituent on the indole moiety renders the free N–H of the precursor indole–pyrone more acidic, which upon exposure to sodium methoxide results in undesired deprotonation to yield the corresponding indole-1-ide, which is resistant toward the desired ring-opening/annulative process. For the same reason, increasing the basicity of the alkoxide source also has a negative effect on this overall transformation.
- 23 In general, *N*-heterocyclic–pyrone adducts with enhanced N–H acidity were more resistant toward the desired ring-opening/annulative process as mentioned in ref. 24. For instance, both the 7-aza-indole and pyrazole substrate required more forcing conditions to effect the desired transformation.
- 24 For the aniline substrate, the cyclization did not occur from the nitrogen center to provide the corresponding benzazepine core.
- 25 For the carbazole formation, addition of HCl was crucial to effect the C-addition to the unveiled aldehyde group.
- 26 As the precursors for carbazole synthesis lack a free N–H, the substituents on the indole fragment have little to no influence on the reaction outcome. This hypothesis supports the rationalization provided in ref. 22.
- 27 O. Ottoni, A. V. F. Neder, A. K. B. Dias, R. P. A. Cruz and L. B. Aquino, Acylation of indole under Friedel–Crafts conditions – an improved method to obtain 3-acylindoles regioselectively, *Org. Lett.*, 2001, **3**, 1005.
- 28 B. E. Maryanoff, Reaction of dimethyl diazomalonnate and ethyl-2-diazoacetate with *N*-methylpyrrole, *J. Org. Chem.*, 1982, **47**, 3000.
- 29 S. Sueki, Z. Wang and Y. Kuninobu, Manganese- and borane-mediated synthesis of isobenzofuranones from aromatic esters and oxiranes via C–H bond activation, *Org. Lett.*,



- 2016, **18**, 304. However, as reported in this reference, we did not observe the anticipated lactone formation.
- 30 W. W. Epstein and F. W. Sweat, Dimethyl sulfoxide oxidations, *Chem. Rev.*, 1967, **67**, 247.
- 31 (a) P. Chuentragool, D. Kurandina and V. Gevorgyan, Catalysis with Palladium Complexes Photoexcited by Visible Light, *Angew. Chem., Int. Ed.*, 2019, **58**, 11586; (b) D. Kurnadina, M. Rivas, M. Radzhabov and V. Gevorgyan, Heck Reaction of Electronically Diverse Tertiary Alkyl Halides, *Org. Lett.*, 2018, **20**, 357; (c) M. Parasram, P. Chuentragool, D. Sarkar and V. Gevorgyan, Photoinduced Formation of Hybrid Aryl Pd-Radical Species Capable of 1,5-HAT: Selective Catalytic Oxidation of Silyl Ethers into Silyl Enol Ethers, *J. Am. Chem. Soc.*, 2016, **138**, 6340.
- 32 Failed attempts to functionalize C6 include Lewis acid-mediated conjugate addition, nucleophilic radical addition, C–H insertion reactions, and [4+2]-cycloadditions.
- 33 A. K. Ghosh, A. Sarkar and M. Brindisi, The Curtius rearrangement: mechanistic insight and recent applications in natural product syntheses, *Org. Biomol. Chem.*, 2018, **16**, 2006.
- 34 L. Ackermann and A. Althammer, Domino N–H/C–H bond activation: palladium-catalyzed synthesis of annulated heterocycles using dichloro(hetero)arenes, *Angew. Chem., Int. Ed.*, 2007, **46**, 1627.
- 35 After an extensive screening, a combination of Pd(OAc)₂ and dppf in substoichiometric amounts have provided the best yields. See the ESI† for detailed optimization efforts.
- 36 For synthesis of fascaplysin congeners, see: (a) H. Waldmann, L. Eberhardt, K. Wittstein and K. Kumar, Silver catalyzed cascade synthesis of alkaloid ring systems: concise total synthesis of fascaplysin, homofascaplysin C and analogues, *Chem. Commun.*, 2010, **46**, 4622; (b) G. W. Gribble and B. Pelcman, Total syntheses of the marine sponge pigments fascaplysin and homofascaplysin B and C, *J. Org. Chem.*, 1992, **57**, 3636.

